

ACHIEVE ver.

Separation Guide Household Waste and Recyclables

Published in March 2026



Please place items at the designated location by 8:30 AM on collection day
Please be sure to write your name on the designated bag and tag

Maniwa City

Guidelines for Waste Disposal

1 Please sort your trash properly and place designated items at the designated locations and times



2 Please write your name on the designated bag or tag and submit it

※We cannot collect it without a name



3 Please separate food garbage properly and place it in the designated food garbage collection container



4 Always use up the contents of spraycans completely
No need to puncture the can



5 Please wrap sharp objects such as knives in paper before disposal



6 Please tie up recycled paper by type in a cross pattern before disposal

※No need to write your name



Maniwa City Designated Bags

Please write your name on the trash bag, tie the opening securely, and dispose of it

■ Burnable garbage bag



(Large) 45 liters
10sheets:
660yen

(Small) 20 liters
10sheets:
660yen

■ Unburnable garbage bag



(Large) 45 liters
10sheets:
660yen

(Small) 20 liters
10sheets:
300yen

■ Bulky waste collection tag

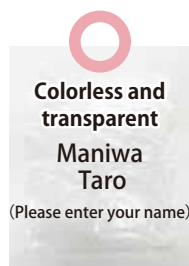


10sheets:
660yen

Please purchase at the City Hall Environmental Division, Environmental Section, the citizen service counters at each Regional Development Bureau, or at participating retailers

■ Recyclable Waste Bags

※Recyclable waste incurs no processing fees



※Please place recyclable waste in transparent bag or translucent bags (up to 70 liters, up to 10 kg)

Waste Separation



Please place items at the designated location by 8:30 AM on collection day

Items accepted at this collection point

Food garbage



Place in the food garbage container
Available 24 hours a day



P.4~5

Burnable garbage



Place in a bag for burnable garbage
Put it out by 8:30 AM



P.6

Recyclable waste



Place in a colorless transparent or colorless translucent bag
Put it out by 8:30 AM



P.7~11

Unburnable garbage



Place in a bag for unburnable garbage
Put it out by 8:30 AM



P.12

Bulky waste



Attach the collection tag for bulky waste
Put it out by 8:30 AM



P.13

※Weight is approximately 10 kg

Items NOT accepted at this collection point



Bring-in waste



P.14~15



4 Designated Items for Home Appliance Recycling



P.16



Waste that cannot be collected or brought in



P.17

Food Garbage

Place it in the food garbage container



How to Separate Food Garbage

To prevent spoilage and unpleasant odors, drain thoroughly before disposal

What to include



Vegetables / Vegetable scraps

Wild vegetables, leaves, peels, cores



Fruit

Fruit, peel, core, seeds



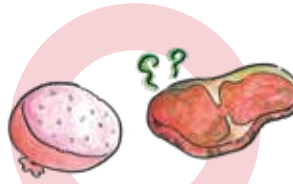
Cooking scraps / Leftovers

Leftover rice, prepared foods, and bento meals



Seafood / Seaweed

All fish (including heads/bones), shrimp, crab, and seaweed



Meat

All meat, ham, etc



Other processed goods

Pickles, rice bran, miso, tea grounds, coffee beans, tofu, etc

What NOT to include



Eggshell

Please put it out with the burnable garbage



Shell

Please put it out with the burnable garbage



Pruned branches, fallen leaves, solidified used cooking oil from fresh flowers, pharmaceuticals, gum

Please put it out with the burnable garbage



Items commonly mixed in by mistake

Disposable chopsticks, spoons, skewers, balancers, aluminum foil, plastic wrap, lunch boxes, soy sauce containers for lunch boxes, rubber bands, tissues, desiccants, cigarettes, aluminum foil for medicine, coffee filters, tea bags for black tea or barley tea, textiles, pet feces, etc



Burnables go in "Burnable Trash." Please sort all other items correctly



Available 24 hours

Collection occurs twice a week, but the bins will remain at the station at all times



How to Dispose of Food Garbage

1 Drain food garbage well and put it into the "draining bucket"



Draining buckets are available at the City Hall Environment Promotion Division and all Regional Promotion Offices

※Using a drain bucket can help suppress fruit fly infestations

2 Place it in the food garbage collection container at the collection point



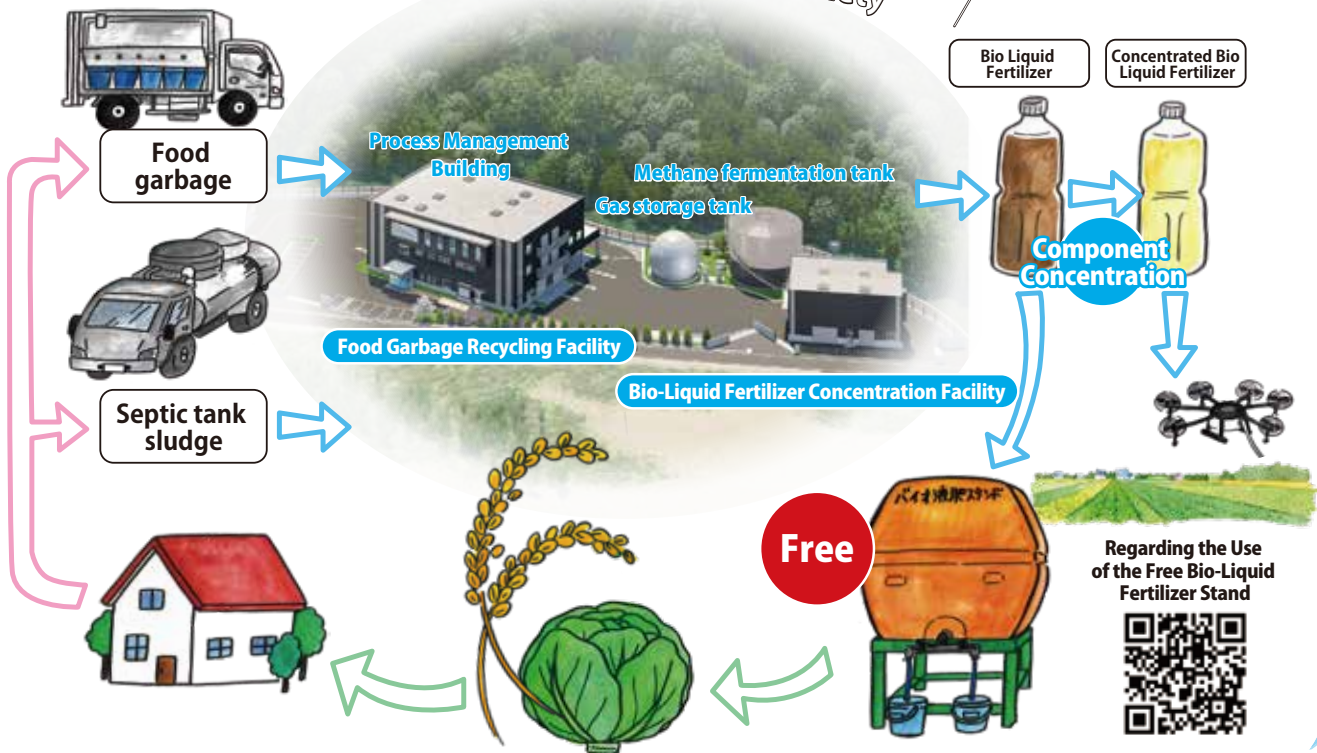
Press the pedal to open the lid.

※Empty containers will be exchanged on collection day
You may place them out at any time, 24 hours a day

※About 70% of food garbage is water, and water is the main cause of decay and odor
Draining the water thoroughly makes the waste lighter and easier to dispose of, and also reduces odor, so be sure to drain it well

Maniwa City Community Recycling Center

Turning food garbage into liquid fertilizer for a local circular society



Burnable Garbage



Until 8:30 AM
Write your name on the designated burnable bag
Maximum weight:10kg



Food Garbage


To prevent spoilage and unpleasant odors, drain thoroughly before disposal



Eggshells, seashells, etc



Desiccant, ice pack



Disposable chopsticks, straws
Soy sauce containers, aluminum foil, etc



Rubber gloves, silicone cups



Paper cartons, paper cups



Scrap paper
(tissues, soiled paper, receipts, photos, etc)



Vinyl chloride products
(oys, rain boots, etc)

Household Waste



Wood chips, wood products
(Please keep it under 50 cm in length and under 10 cm in diameter)



Shoes, bags, leather goods



Rubber products
(Balls, hoses, etc)

Disposable hand warmer



Disposable diapers
(Dispose of waste in the toilet)



Dirty plastics that cannot be cleaned must go in the "Burnable Garbage"




Recyclable Waste



Until 8:30 AM

Please write your name on a clear or semi-transparent bag (up to 70L) and ensure it weighs no more than 10 kg



Remove the lid, wash the inside, and take it out



Remove the cap (plug)



Rinse lightly



Separate each item

Please separate lids and caps as well



Plastic



Recyclable Waste (Plastic Containers and Packaging)



Aluminum, steel → Unburnable garbage (small metal items)

Aluminum cans / Steel cans



Empty cans labeled as aluminum or steel with no contents inside

※Do not crush the can

Juice cans, beer cans, canned goods, etc

Clear glass bottles

Juice, coffee jam, spirits, etc



Brown bottle

Beer bottles, bottles for one-liter drink mixes, etc



Please separate the bottles into the three types on the left

Other colored bottles

Light blue, black, green, milky white, etc



OK

Labels that are glued on do not need to be removed



Please dispose of cosmetic containers, broken glass, and items with stubborn stains as "Glass and Ceramics"



Recyclable Waste

Remove the lid, wash the inside, before disposal



Remove the lid and label

※If the label is difficult to remove, it's okay to leave it as is

Rinse lightly

Separate each item

※Please do not crush plastic bottles

Please separate lids and labels as well



Plastic



**Recyclable Waste
(Plastic Containers and Packaging)**

PET bottle



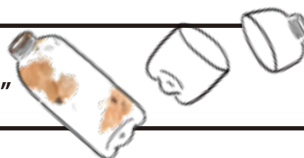
Juice, bottled water, soy sauce, mirin, alcoholic beverages, etc



Empty containers bearing the PET bottle recycling mark



Please dispose of soiled items, cut-up items, etc., as "burnable garbage"



Plastic products



Items that fit into colorless transparent or colorless translucent bags up to 70 liters, such as planters, washbasins, watering cans, storage cases, CDs, DVDs, etc

What NOT to include



Helmet



Rubber hose



Rubber gloves



Toy



Plate



Video tape



Cassette tape



Plastic with metal attachments



Vinyl chloride products



Until 8:30 AM

Please write your name on a clear or semi-transparent bag (up to 70L) and ensure it weighs no more than 10 kg



Please rinse lightly before disposal

Rinse lightly



Dry



Plastic containers and packaging



◀ Look for this mark!

Ex.) Label Display



Plastic bags, plastic wrap

- **Food bag**
(Bags for vegetables, confectionery, bread, noodles, frozen foods, etc)
- **Plastic wrap used for fresh foods, etc**
- **Plastic bottle label**
- **Bags from daily necessities**
(Bags for clothing, toilet paper, medicines, cosmetics, etc)

Price & product labels: OK to leave on!




Plastic bottle

- **Food bottle**
(Bottles of sauce, dressing, cooking wine, mayonnaise, cooking oil, etc)
- **Medicine bottle**
(Bottles for mouthwash, eye drops, oral medication, etc)
- **Household item bottles**
(Bottles for detergent, bleach, shampoo, conditioner, cosmetics, etc)

Price & product labels: OK to leave on!

! Plastic bottles for pesticides: If stains remain after rinsing, "Burnable Garbage" is OK



Trays, packs, cups

- **Food tray**
(Trays for fresh foods, delicacies, confectionery, etc)
- **Food packaging**
(Packages of tofu, eggs, solid roux, sweets, etc)
- **Cups**
(Containers for cup noodles, pudding, ice cream, convenience store bento boxes, etc)
- **Containers for daily necessities**
(Plastic containers for medicines, cosmetics, soap, etc)

Price & product labels: OK to leave on!

! Paper cups: "Burnable Garbage" is OK!



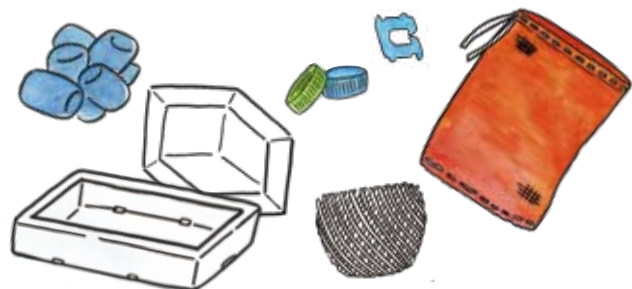
Other (Items without a plastic mark)

- **Net**
(Nets for oranges, onions, etc)
- **Plastic lid**
(Plastic bottle caps and other plastic lids)

! Metal lids are classified as "Small Metal Items"

- **Styrofoam / Cushioning material**
(Packaging for apples, peaches, etc and protective materials for appliances)

! Break larger pieces into smaller ones and place them in the bag



Recyclable Waste



Until 8:30 AM

Please write your name on a clear or semi-transparent bag (up to 70L) and ensure it weighs no more than 10 kg



Small appliances

Mobile phones, computers, USB flash drives, telephones, small radios, calculators, cameras, hair dryers, boomboxes, electrical cords/AC adapters, microwaves, toasters, fan heaters, and other electrical or battery-powered appliances

※Please delete personal information and other PC data yourself



Recycling small appliances: OK at City Hall & local branch offices! (Collection boxes available)

※Items must fit within the recycling bin opening (approximately 30cm X 10cm)



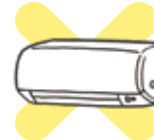
Excluding the 4 items subject to home appliance recycling



TV



Washer/Clothes Dryer



Air conditioner



Refrigerator/Freezer

Dry cell battery

Cylindrical alkaline and manganese dry cell batteries



※Please insulate coin batteries with cellophane tape, vinyl tape, etc., before placing them in a bag


※Please place items in a tear-resistant, clear or translucent bag (coin batteries may be enclosed; button batteries are not permitted)



We do not collect button batteries or rechargeable batteries

(Nickel-cadmium batteries, nickel-metal hydride batteries, lithium-ion batteries, small sealed lead-acid batteries)

Please take them to an electronics store or camera shop



Coin battery (Format: CR, BR)



Button battery (Format: SR, LR, PR)

Fabrics

Used clothing, underwear, stuffed animals, sheets, towels, curtains, mats, and other items that fit into a bag

※Zippers, buttons, etc. are fine.



Dispose of items soiled with oil or soil as "Burnable Trash"

Recyclable Waste



Until 8:30 AM

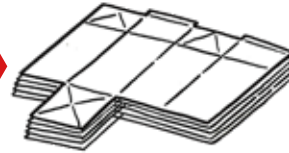

Please separate items by type and bundle them with string or similar



Small scraps of paper: OK to put in paper bags or envelopes!

Waste paper

Newspapers, magazines, cardboard, milk cartons, miscellaneous paper



Please wash, flatten, and dry milk cartons before disposal



Please separate each item into piles. Magazines and scrap paper can be combined

Items that can be recycled as waste paper




Flyers, direct mail

(Flyers and other items placed in the mailbox)



Brochures, copy paper



Cardboard boxes, wrapping paper

(Paper boxes, cores, wrapping paper, etc.)



Postcards, envelopes



If the window frame has film, remove the film




「Plastic containers and packaging」

What NOT to include



Soiled paper



Scented paper

Detergent, incense boxes, etc



Thermal paper

Fax paper, receipts, etc



Photo

Photo printing paper, photographic paper, etc



Carbon paper

Receipts, invoices, etc



Toilet paper

Diapers, paper towels, tissue paper, etc
(We cannot accept unused items either)



Waterproof paper/aluminum Vinyl-coated paper

Paper cups, paper plates, cup noodle containers
Ice cream containers, liquor packs
Pressure-sealed postcards, etc



Other

Japanese paper, sliding door paper
Japanese paper such as shoji paper
gold foil, silver foil, etc

Unburnable garbage



Until 8:30 AM

Please write your name on the unburnable garbage bag and dispose of it within the 10kg limit



Glass / Ceramics

Glass, ceramics, cosmetics, broken bottles, stubbornly stained bottles

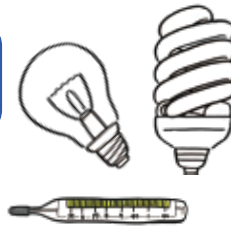


Please wrap broken bottles, glass, etc., in paper or similar material, label them as "Fragile," and place them in the designated bag



Fluorescent tubes

Fluorescent tubes, light bulbs, mercury thermometers



Place fluorescent tubes in a case or similar container, then place them in the designated bag



Metals(Small)

Metal products, products with metal parts Pots, pans, metal caps, Umbrellas, spray cans, lighters, etc




Plastic products with attached metal parts are classified as "Small Metal Items"



Lighters, spray cans, hair styling products, canister gas cylinders, insecticides, etc., may explode during disposal. Be sure to use up all contents and place them in the designated bag

※No need to puncture the spray can



Bulky waste



Until 8:30 AM

Please attach the bulky waste collection tag, write your name, and place it outside



Futons, furniture, large metal items

Items that do not fit in the designated bags, including furniture, metal items, and home appliances



Adult-sized bicycles and cat carts up to approximately 10 kg in weight



Excluding the 4 designated household appliance recycling items



TV



Washer/Clothes Dryer



Air conditioner



Refrigerator/Freezer

Used cooking oil



Until 8:30 AM

Strain the residue and place the oil in a container

※No need to write your name

Strain the fried batter residue and serve it in a container



Bring in garbage

(Excluding non-recyclable waste)

Large appliances, large furniture, large metal items, and other items

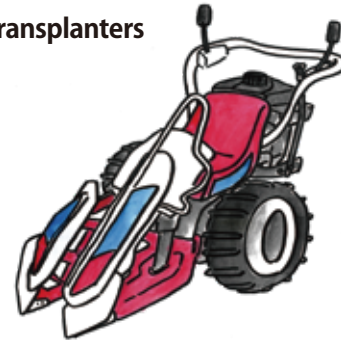
Items such as dressers, cupboards, iron products, corrugated iron sheets, organs, etc., that do not fit in the designated bags and are too large to be placed out with a bulky waste collection tag

※Please remove any metal or glass parts as much as possible before bringing it in



Agricultural Machinery

Agricultural machinery such as tillers, binders, and rice transplanters (riding machinery not permitted)



Large items such as tractors and combines cannot be brought in

Agricultural plastic products

Multi-purpose sheets, ridge covers, seedling trays, feed and fertilizer poly bags, agricultural greenhouse film, hay bale bags, etc



Be sure to remove all dirt, then bundle and bring them in



Requests Regarding Bringing Items In

- The handling fee is calculated by weight (no need to use designated bags or tags)
- When bringing eligible waste directly to the Clean Center or transfer stations, please bring it sorted, just as you would when placing it at collection points
- For spring mattresses, please remove the springs and fabric cover beforehand or do so upon arrival
- Place combustible waste in clear or translucent bags (up to 70 liters)
- Vehicles delivering to transfer stations should be limited to approximately 2t trucks, with a maximum load of about 250 kg/trip

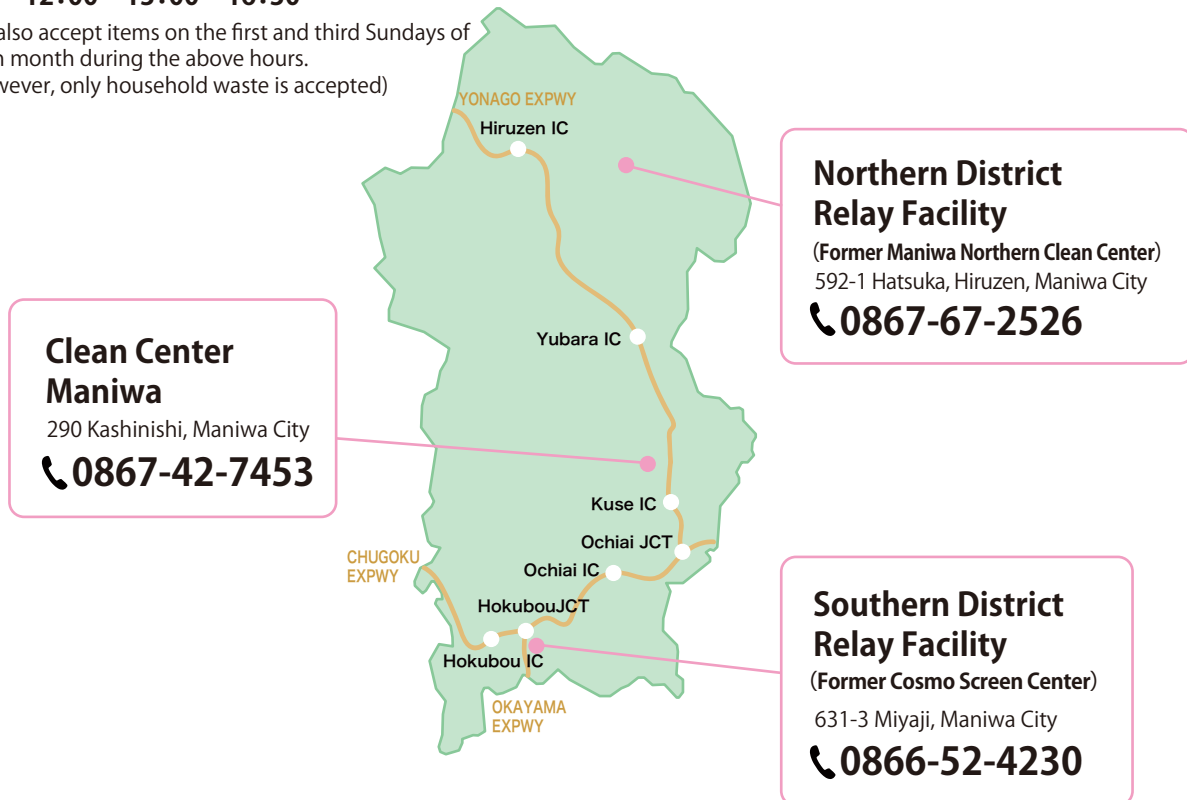
Maniwa City Clean Center and Each Transfer Facility

[Reception Hours]

Monday ~ Friday (closed on holidays)

9:00~12:00 13:00~16:30

※ We also accept items on the first and third Sundays of each month during the above hours.
(However, only household waste is accepted)



Bring-in Waste Disposal Fee

Target	Types of Waste	Commission
Household waste	Burnable garbage, unburnable garbage, bulky waste	140yen/10 kg
	Resource material	Free
	Agricultural Machinery	200yen/10kg
	Agricultural plastic products	1,000yen/10kg
Commercial waste	Burnable garbage, unburnable garbage, bulky waste	180yen/10kg
	Resource material	Free





For business waste, please continue to deliver it to the Clean Center and each transfer facility, or contact a licensed collection and transportation contractor

4 Categories Subject to Home Appliance Recycling

When disposing of televisions, air conditioners, washing machines/clothes dryers, or refrigerators/freezers, please dispose of them according to the methods specified by the Home Appliance Recycling Law

※We cannot accept items that have been disassembled

Target Items and Recycling Fees (Approximate)

	TV (CRT, LCD, OLED, Plasma)	Air conditioner	Washer/ Clothes Dryer	Refrigerator /Freezer
Item				

※Recycling fees vary by model.
For more details, please visit the Home Appliance Recycling Voucher Center website.



Disposal Methods and Consumer Burden

Disposal Method	Consumer burden
Consumers deliver directly to retail stores or request collection	Recycling Fee + Collection and transportation fee (paid to the retailer) Please confirm the collection and transportation fee with the retailer
Consumers purchase recycling coupons at post offices and bring them to the Clean Center	Recycling Fee + Transportation Fee (Pay at Post Office) (Pay at Clean Center) Transportation Fee: Flat rate of ¥3,000 per item
Consumers purchase recycling vouchers at post offices and bring them to designated appliance collection sites (*)	Recycling Fee (Payable at the post office)

※Nippon Express Co., Ltd
Designated Collection Site in Tsuyama: Address: 466 Jingo, Tsuyama City Phone: 0868-32-8824
For further details, please contact the above address directly



Waste that cannot be collected or brought in

Industrial waste, construction debris, medical waste, tires, batteries, blocks, concrete, bricks, gas cylinders, paint, pesticides, roof tiles, automobiles, fire extinguishers, products containing fluorocarbon gas, fiberglass products, motorcycles, etc



※If you no longer need a fire extinguisher or motorcycle, please request collection directly from the respective manufacturer or the contact below. (These items are eligible for recycling)

※For products containing fluorocarbons other than the four designated household appliances, please request fluorocarbon recovery from a licensed fluorocarbon recovery company. Products from which fluorocarbons have been recovered can be delivered to the Clean Center and each transfer station upon presentation of a "Certificate of Recovery."

Fire extinguisher



Retailer

or

Fire Extinguisher Recycling
Promotion Center
03-5829-6773



Motorcycle



「Scrap Motorcycle
Handling Facility」
(Retailers, etc)

or

Designated Transaction Offices
Nationwide
For more details, please contact
the Motorcycle Recycling Call
Center (TEL:050-3000-0727)

Reuse Plaza

We have established a Reuse Plaza to reduce waste and promote the effective use of resources. By accepting and transferring unwanted items, we can make effective use of resources

Reuse Mechanism



The operating organization exhibits at the Reuse Plaza



Reuse Plaza Daigo no Sato



[Opening Days]
 Regular/Every Sunday 10:00~15:00
 (Same schedule for unwanted items)
 Year-end/New Year holidays
 ※ Excl. Reuse Market days/9:00~12:00
 (Announcement prior to the event)

[Loc]
 391-1 Katta, Maniwa City Inside Roadside
 Station "Daigo no Sato"
[TEL]0867-52-5510

Recycle Plaza Maniwa



[Opening Days]
 Monday ~ Friday (Excl. Holidays and the
 year-end and New Year period)
 10:00~16:00

[Loc]
 290 Kashinishi, Maniwa City (Inside Clean Center Maniwa)
[TEL]0867-42-1161

FAQ



Who manages the waste collection point?



Garbage stations are managed by the neighborhood associations that use them. If garbage is not collected due to improper sorting, the person who placed it out must take it back.



What should I do if I find an animal carcass on the road?



Contact: Environmental Division or Regional Bureau.
Dead animals (stray) on private land: Dispose of as "Burnable Trash" or take to the waste site.



How is waste from fires and floods disposed of?



Disaster waste (fire/flood): Fee reductions available via application.
Contact: Environmental Div. or Regional Bureau for details.



Can we increase the number of locations for food garbage collection bins?



Additional units can be installed if space is available. Please consult your neighborhood association, then contact the Environmental Div. or Promotion Bureau.



Easy Search for Waste Separation / Maniwa Resource Recycling Navi 「SmaEco App」



A web app where you can check Maniwa City's waste sorting methods and collection days

The Maniwa Resource Recycling Navigator "SmaEco App" is a waste sorting web application that lets you check your local area's waste disposal methods and collection days, and learn about local resource recycling. Anyone can use it freely.

※On iOS and Android devices, after viewing the page in your browser, you can add it to your Home screen via the options menu to create an icon. This allows you to quickly access it with a tap next time.



Let's conserve resources and reduce waste!


Unseparated waste and waste without a name written on it cannot be collected

Food garbage Collection container	<h2>Food garbage</h2> <p>You can place items in the collection container at any time, 24 hours a day</p>  <p>To prevent decay and foul odors, please drain thoroughly before disposal ※Do not include eggshells, seashells, pruned branches, or fallen leaves</p>	
Burnable garbage bag 20ℓ 45ℓ	<h2>① Burnable garbage</h2> <p>Paper scraps, wood scraps Leather goods, rubber goods, PVC goods</p>  <p>Items with the recycling mark that cannot be cleaned should be disposed of as burnable garbage ※Drain thoroughly</p>	
Commercially available tear-resistant clear or translucent bags	<h2>② Aluminum cans and steel cans</h2> 	<h3>How to Dispose of Recyclable Waste</h3> <p>1  Remove the cap and label, then rinse lightly</p> <p>2  Please separate and dispose of each item ※Please separate lids (caps) and labels as well</p>
	<h2>③ Colorless transparent bottles</h2>  <p>Transparent Milky white color to other</p>	
	<h2>④ Brown bottle</h2>  <p>Brown</p>	
	<h2>⑤ Other colored bottles</h2>  <p>Light blue Green Black</p>	
	<h2>⑥ Plastic bottle</h2>  <p>PET</p>  <p>Soy sauce Mirin</p>	
	<h2>⑦ Plastic Containers and packaging</h2>  <p>Plastic Cap</p> <p>Please rinse off any dirt. Place soiled items in the combustible waste</p>	
	<h2>⑧ Plastic products (No plastic mark)</h2>  <p>CD</p> <p>Even for plastic items, if they have metal parts attached, please dispose of them as non-combustible waste under the "small metal items" category</p>	
	<h2>⑨ Small appliances</h2> <p>Please delete personal information.</p>  <p>Some items, such as PCs with the PC Mark, can be collected at the store</p>	
	<h2>⑩ Dry battery</h2>  <p>Please place it in a tear-resistant, clear or translucent bag (Coin batteries may be enclosed; button batteries are not permitted.)</p>	
	<h2>⑪ Fabrics</h2>  <p>Used clothing, underwear, sheets, towels, curtains, and other items that fit into a bag</p>	
	String	
Unburnable garbage bag 20ℓ 45ℓ	<h2>⑬ Glass and Ceramics</h2>  <p>Cosmetic bottle</p> <p>Please wrap broken glass and ceramics in paper or similar materials</p>	
	<h2>⑭ Fluorescent tubes</h2>  <p>Mercury thermometer</p> <p>Place fluorescent tubes and light bulbs in cases or containers to prevent injury</p>	
	<h2>⑮ Metals (Small)</h2>  <p>Metal cap</p> <p>Please release the gas</p>	
Bulky Item Tag	<h2>⑯ Bulky waste items</h2> <p>Futons, furniture, large metal items</p>  <p>Items that do not fit in bags Shape: Adult bicycles, up to the size of a stroller Weight: Up to 10kg</p>	
Plastic bottle	<h2>Used cooking oil</h2>  <p>After straining the fried residue, place it in a container such as a plastic bottle. Secure the lid tightly before serving</p>	
Bring in waste	<h2>Large appliances and furniture Large metal items and other items</h2> <p>Chests of drawers, cupboards, iron products, corrugated iron sheets, organs, etc Please remove any metal or glass parts from dressers, cabinets, etc., to the extent possible before bringing them in</p> 	
	<h2>Agricultural machinery</h2> <p>Tillers, rice transplanters, etc. (Riding machinery not permitted)</p> 	
	<h2>Agricultural plastic products</h2> <p>Mulch, ridge sheets, seedling trays, greenhouse plastic sheeting, etc</p> 	

Burning household waste is prohibited!

- Please put out your trash by 8:30 AM on the day of collection
- Write your name on the bag or tag and place it out for collection, ensuring it weighs 10kg or less

Four Categories Subject to the Home Appliance Recycling Law



CRT, LCD, OLED, Plasma TVs Washer, Dryer Air conditioner Refrigerator, Freezer

Please have it picked up by an electronics retailer, or purchase a recycling voucher at the post office and bring it to the Clean Center. A transportation fee will be charged

Waste that cannot be accepted



These items cannot be processed. Please consult your retailer or authorized dealer first

Please take recyclable waste to your school or local recycling center!



Clean Center and Each Transfer Facility Reception Hours

Monday ~ Friday 9:00~12:00
13:00~16:30

We also accept applications on the first and third Sundays of each month at the same time (closed on Saturdays, Sundays, holidays, and during the year-end and New Year holidays)

Contact Information

Environmental Division	☎ (0867)42-1113
Hokubou Bureau	☎ (0866)52-2113
Ochiai Bureau	☎ (0867)52-1111
Katuyama Bureau	☎ (0867)44-2925
Mikamo Bureau	☎ (0867)56-2611
Yubara Bureau	☎ (0867)62-2011
Hiruzen Bureau	☎ (0867)66-2510
Northern District Transfer Facility (Formerly Maniwa Northern Clean Center)	☎ (0867)67-2526
Clean Center Maniwa	☎ (0867)42-7453
Southern District Relay Facility (Formerly Cosmo Screen Center)	☎ (0866)52-4230